










# PICTURE IT

Greater or Less Than

K  
Kindergarten



# Table of Contents

---









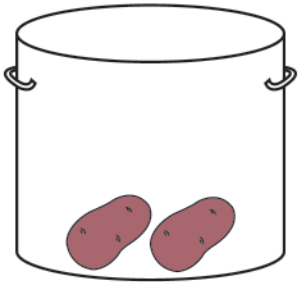
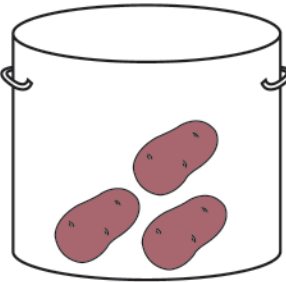
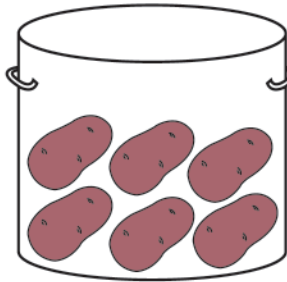
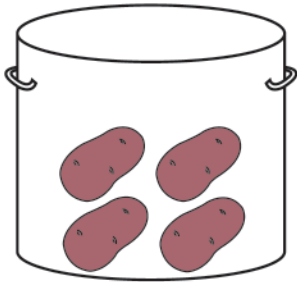
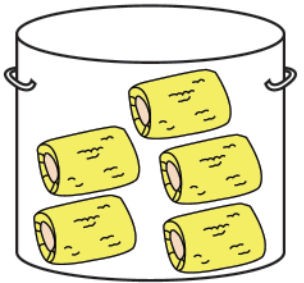




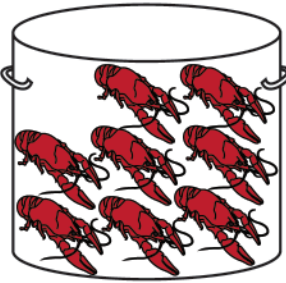


## **Picture It: Greater Than or Less Than**

Crawfish Boil: Which Has More?  
Gumbo: Which has Less?  
Jambalaya: Which has Equal Amounts?  
Domino Dash  
Fantastic Frogs  
Comparing Counters  
Comparing Numbers: Bayou Animals  
More Bayou Animals: Comparing Numbers  
Alex the Hungry Alligator  
Alex the Alligator Cards  
Fish in the Tank: Alex the Alligator  
More Fish in the Tank with Alex the Alligator  
Greater Gator  
Greater Gator 2  
Count the Crawfish: Greater Than or Less Than?  
Count the Slices: Greater Than or Less Than?  
Fireflies: Counting and Comparing  
Praying Mantises: Counting and Comparing Numbers  
Butterflies: Comparing Numbers

*Certificate of Completion*











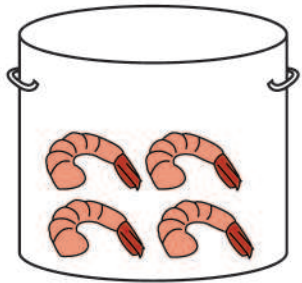





# Crawfish Boil: Which has More?

Somebody is making a crawfish boil! Count the total number of ingredients in the pot on the left. Now, count the number of ingredients in the pots on the right, and circle the pot that has more ingredients than the pot on the left.











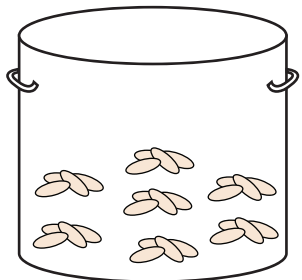
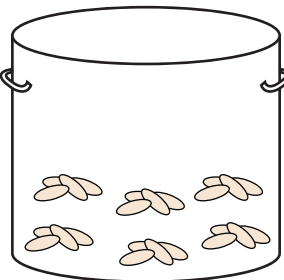

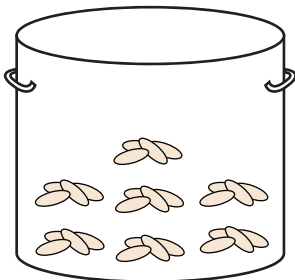








# Gumbo: Which has Less?

Somebody is making gumbo! Count the total number of ingredients in the pot on the left. Now, count the number of ingredients in the pots on the right, and circle the pot that has fewer ingredients than the pot on the left.



# Jambalaya: Which has Equal Amounts?

Somebody is making jambalaya! Count the total number of ingredients in the pot on the left. Now, count the number of ingredients in the pots on the right, and circle the pot that has the same number of ingredients as the pot on the left.



# Domino Dash

**Number of Players:** 2

## Materials

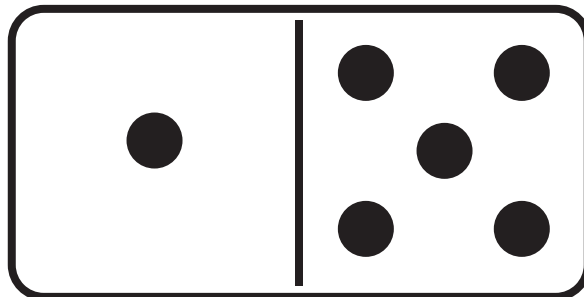
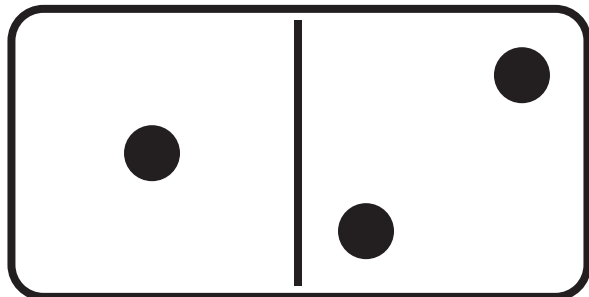
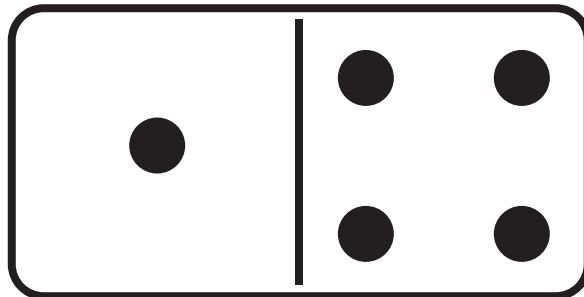
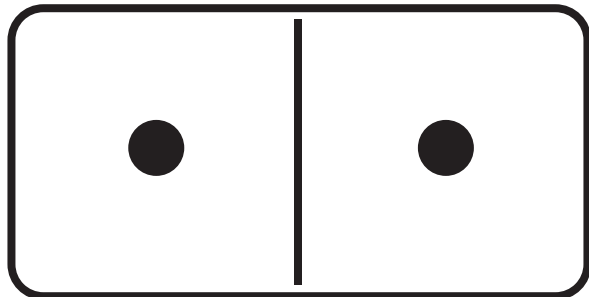
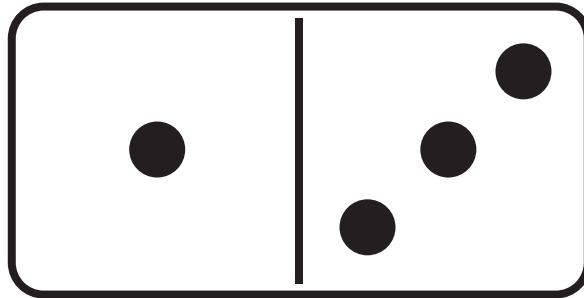
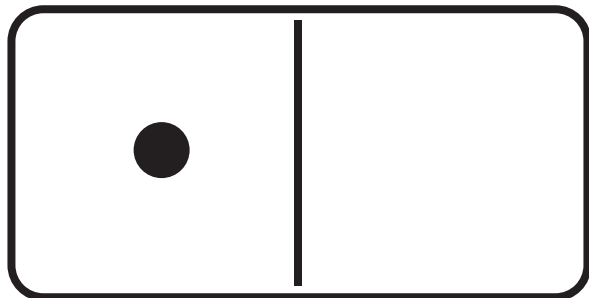
- 1 set of dominos
- Scissors

## Preparation

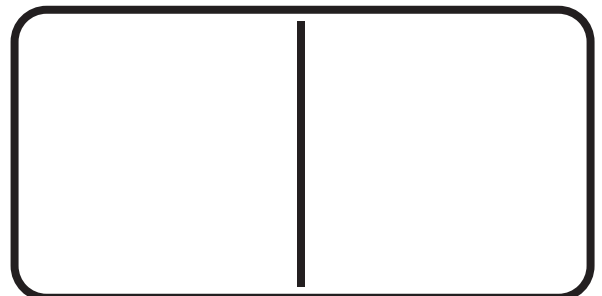






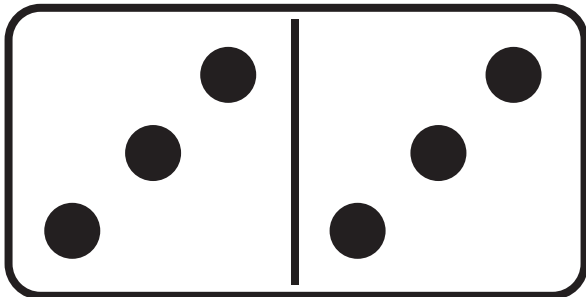


An adult will cut out the domino cards, shuffle them numerous times to make sure they are adequately mixed together, and place them in a stack with all cards face down.

## How to Play

1. Player 1 will take the domino card that is at the top of the stack, place it face up, and find the total number of dots on the card.
2. Player 2 will complete Step 1.
3. The player with the bigger total takes both domino cards and keeps them in a stack next to him. If Player 1 and Player 2 pick dominoes with the same value, then they both keep their domino cards.
4. When all the domino cards have been used, players count their domino cards. The player with the most cards wins the game.

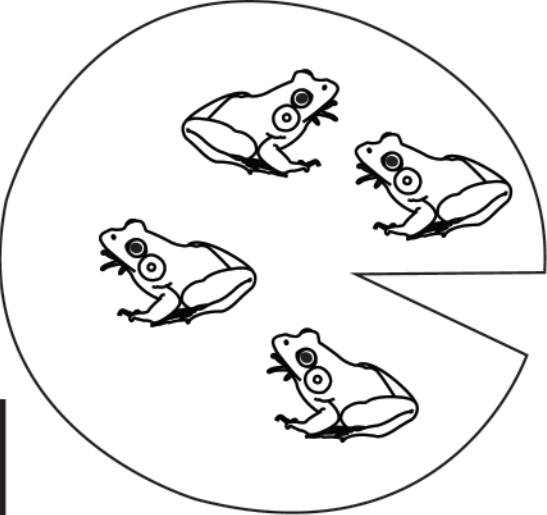
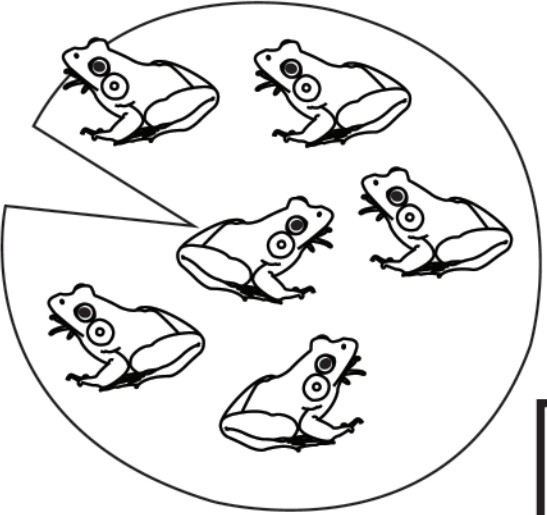
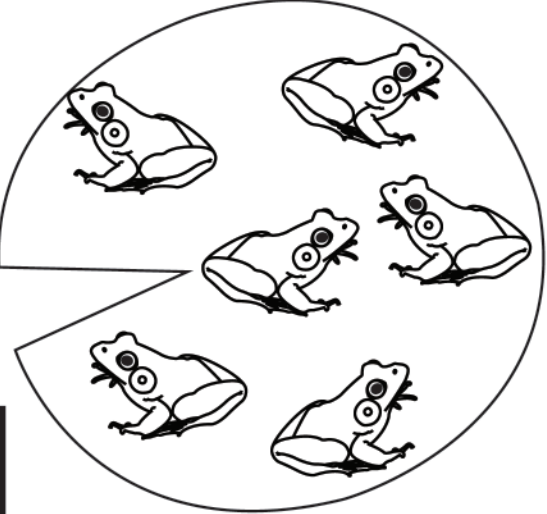
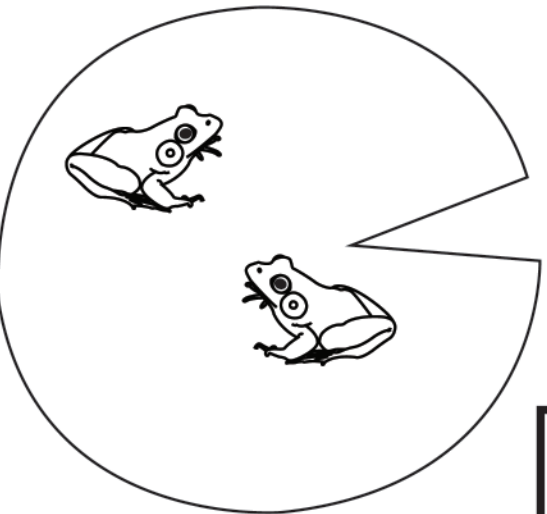
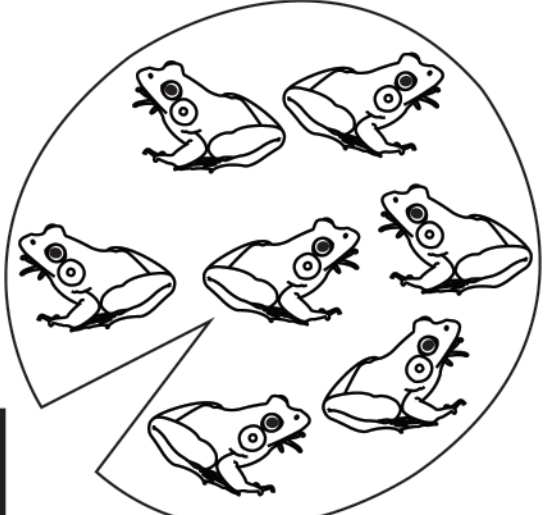
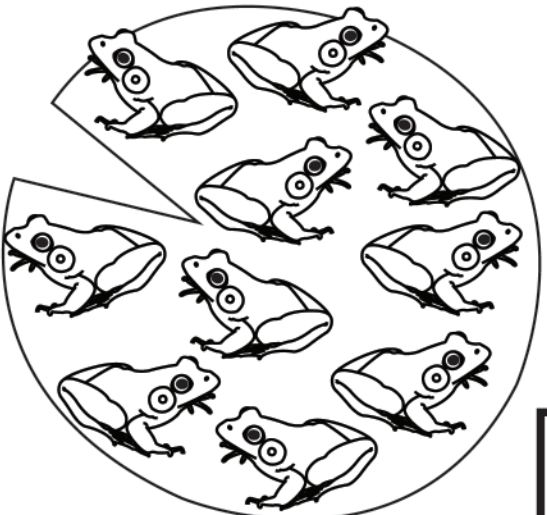


# Domino Dash



# Fantastic Frogs

Count the frogs on each lily pad. Then, write the total number in the box below each lily pad. Color the lily pad that has more frogs.

 <p>Total:</p> <input data-bbox="107 720 228 842" type="text"/>	 <p>Total:</p> <input data-bbox="1398 720 1520 842" type="text"/>
 <p>Total:</p> <input data-bbox="107 1270 228 1392" type="text"/>	 <p>Total:</p> <input data-bbox="1398 1270 1520 1392" type="text"/>
 <p>Total:</p> <input data-bbox="107 1820 228 1942" type="text"/>	 <p>Total:</p> <input data-bbox="1398 1820 1520 1942" type="text"/>



# Comparing Counters

**Number of Players:** 1

**Materials**

- One set of at least 20 counters (preferably the same color)
- Comparing Counters game board
- One dice



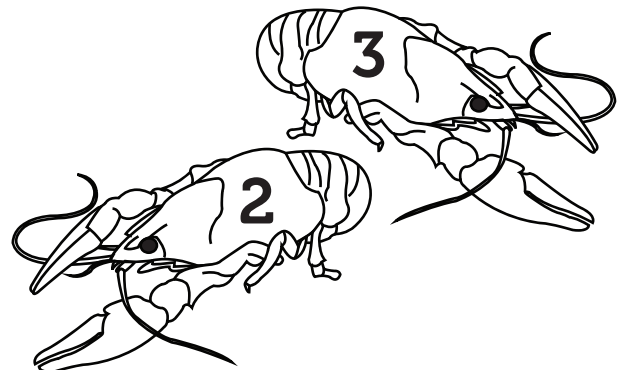


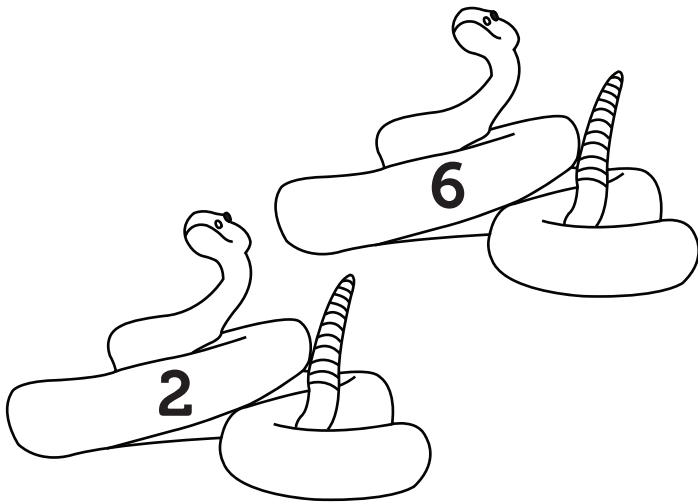
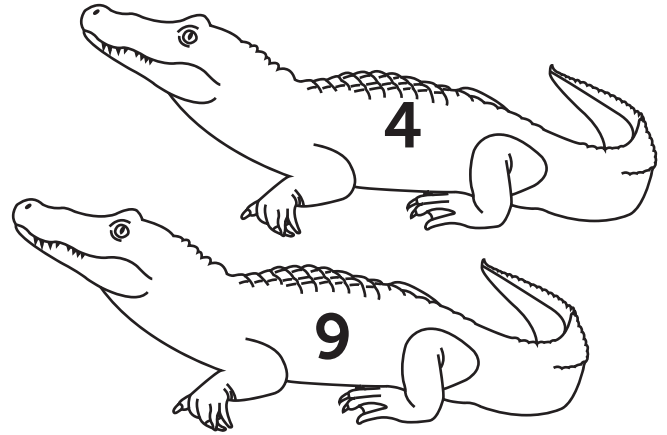

**How to Play**

1. Roll the dice. Make a group of counters that is greater than the number that you rolled.
2. Make a group of counters that is less than the number that you rolled.
3. Make a group of counters that is equal to the number that you rolled.
4. Once you have filled up each column, remove your counters, and play again.

Comparing Counters Gameboard		
Greater	Less	Equal

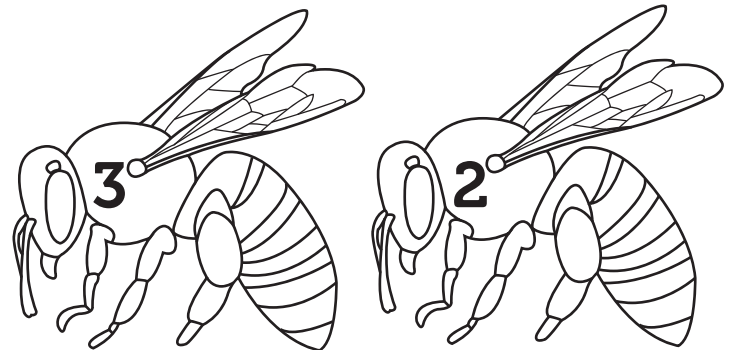




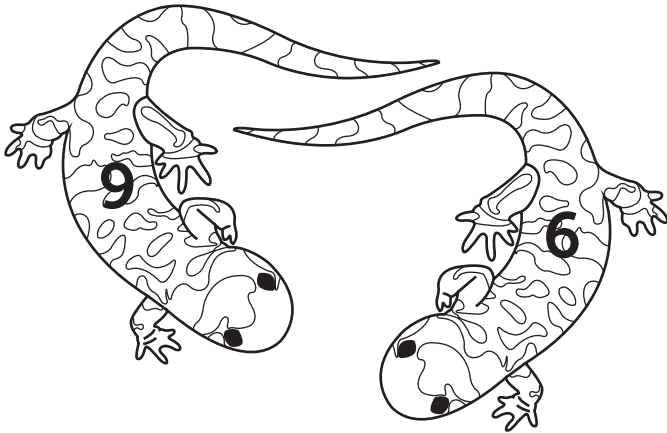
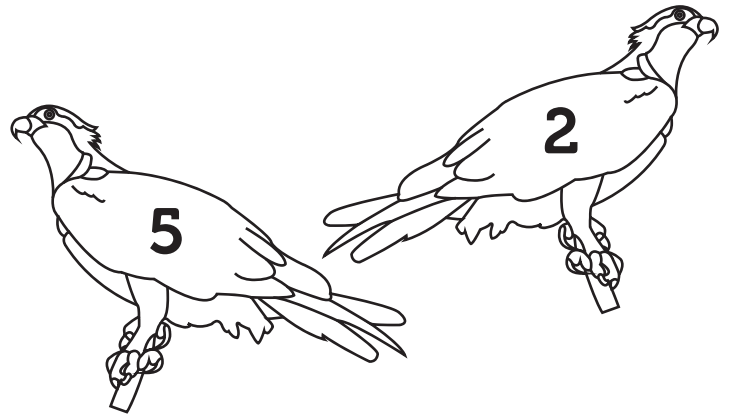

# Comparing Numbers

Compare these bayou animals. Then, color the one with the higher number.



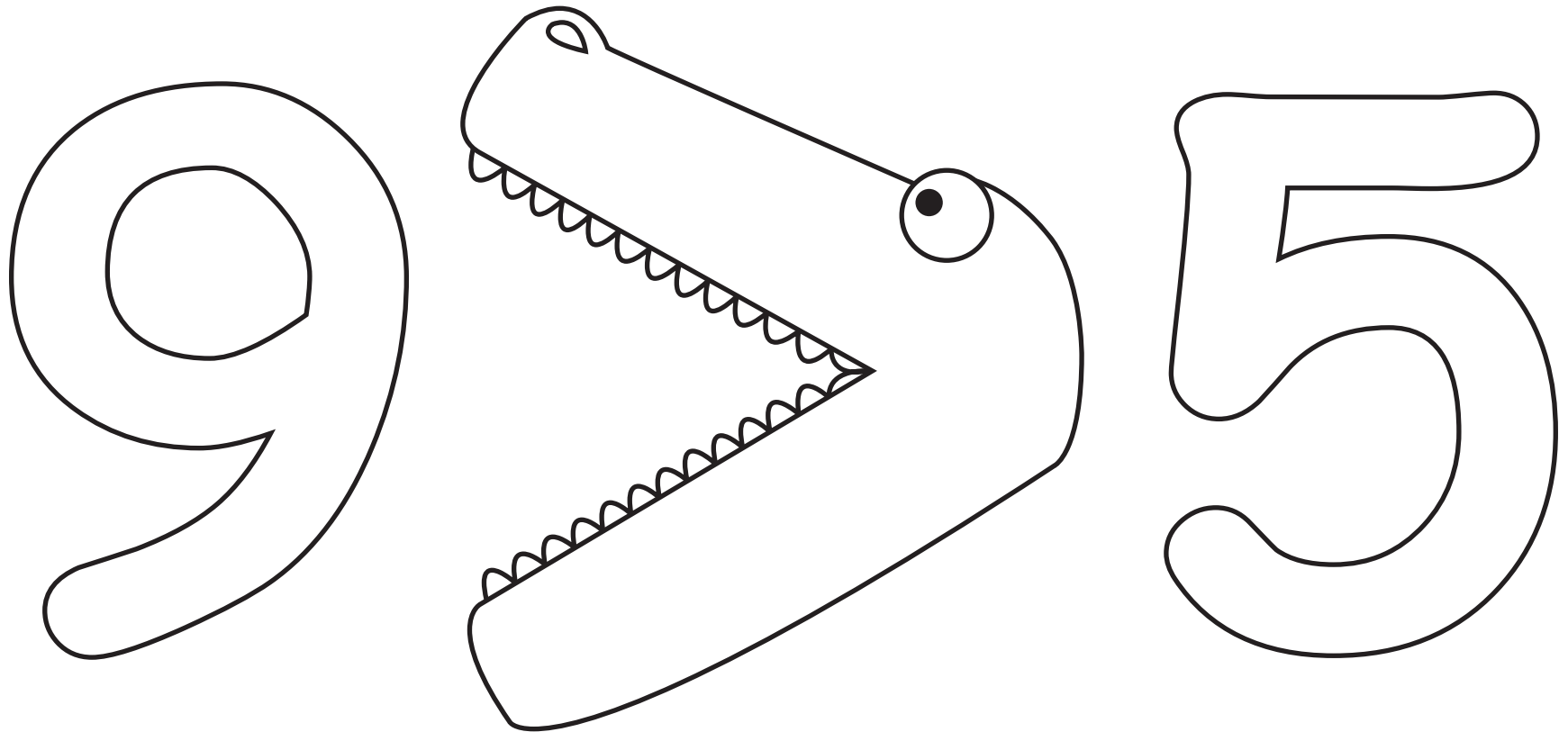
# Comparing Numbers

Compare these bayou animals. Then, color the one with the higher number.



# Alex the Hungry Alligator

Alex the Alligator eats numbers for every meal and snack,  
And when he finds the biggest number, he quickly will attack;




For when he's on the hunt for sweet and tasty treats,  
It is only the bigger number that this hungry gator eats.

# Alex the Alligator Cards

Cut out these three cards, and use them to help you answer the questions in the *Alex the Alligator* activities. Remember, Alex the Alligator loves to eat big numbers, so you will see that his mouth always opens toward the bigger number.


**Greater Than**



$8 > 3$

8 is greater than 3


**Less Than**



$2 < 7$

2 is less than 7

**Equal To**

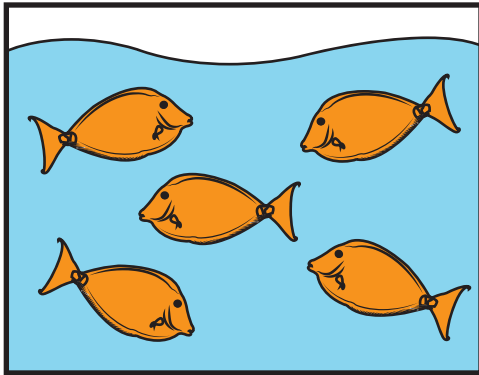


$5 = 5$

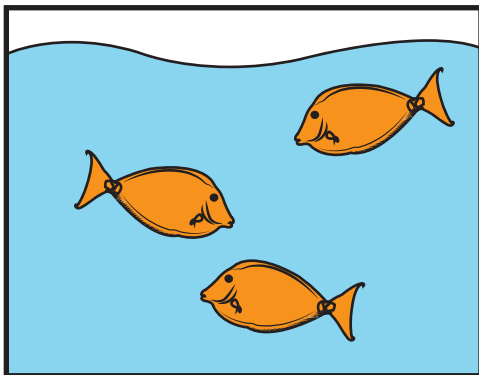

5 is equal to 5

# Alex the Alligator



Cut out the greater than, less than, and equal to alligators at the bottom of the page. Then, glue or tape one symbol on each blank line to compare the number of fish in each fish tank.






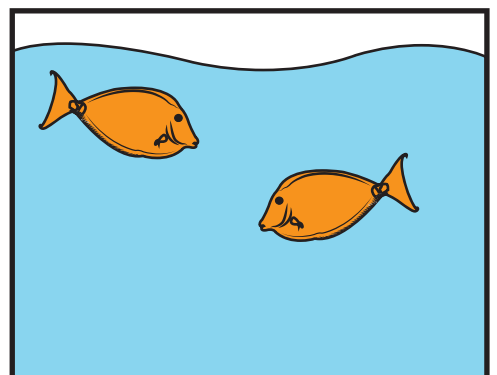
\_\_\_\_\_



\_\_\_\_\_




\_\_\_\_\_





# Alex the Alligator



Cut out the greater than, less than, and equal to alligators at the bottom of the page. Then, glue or tape one symbol on each blank line to compare the number of fish in each fish tank.




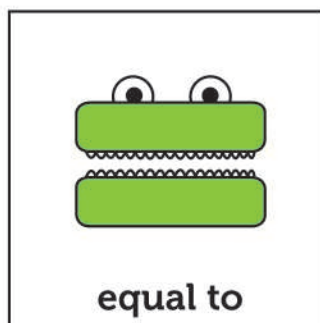


\_\_\_\_\_



\_\_\_\_\_



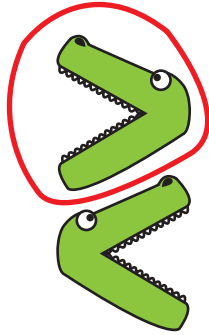
\_\_\_\_\_



# Greater Gator

Circle the alligator to show whether the first number is greater than or less than the second number.


7



4

---


9



3

---


1



4

---

6



5

---

3



10


---



# Greater Gator

Circle the alligator to show whether the first number is greater than or less than the second number.


3



6

---


8



7

---


5



4

---

2



5

---

8














10

---

# Count the Crawfish Greater Than or Less Than?

It's time to serve the crawfish boil! Count the crawfish on each plate, and mark how the plate on the left compares to the plate on the right. Use the symbols for more math practice.


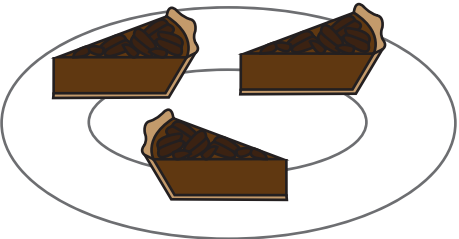
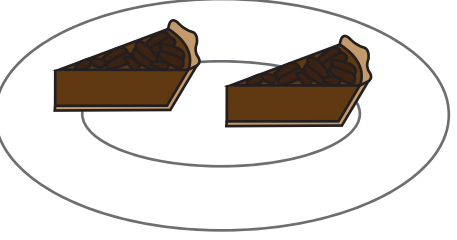


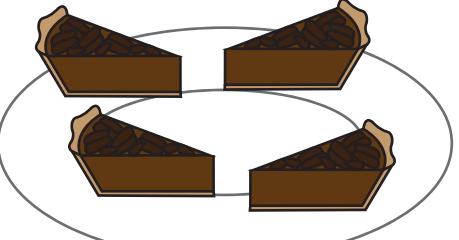
Is the first group **Greater Than >**, **Less Than <**, or **Equal To =** the next group?

# Count the Slices

## Greater Than or Less Than?

It's time for a little pecan pie! Count the slices of pie on each plate. Is the first group greater than or less than the second group? Draw in the greater than or less than symbol to show your answer.

### Bonus:

After drawing in the correct symbol, write a sentence using the phrase *less than*.

		
---	--	---

---

---



# Fireflies

Count the fireflies in each jar. Write the number in the box below each jar.

Write  $<$  or  $>$  to show which jar has more fireflies.

$<$  means **less than**

$>$  means **greater than**





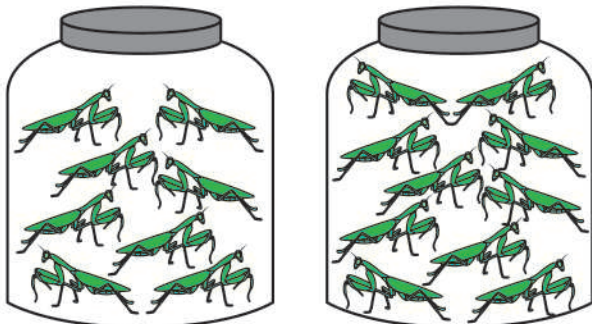

# Praying Mantises

Count the praying mantises in each jar. Write the number in the box below each jar.

Write  $<$  or  $>$  to show which jar has more praying mantises.

$<$  means **less than**

$>$  means **greater than**

# Butterflies


Count the butterflies in each jar. Write the number in the box below each jar.

Write  $<$  or  $>$  to show which jar has more butterflies.

$<$  means **less than**

$>$  means **greater than**





# Great job!

---

is an Education.com math superstar

