

Crazy for SHAPES

K

Kindergarten




Table of Contents

Crazy for Shapes



Mission: Shapes #1
Mission: Shapes #2
Mission: Shapes #3
Tracing Shapes: Clown Face
Tracing Shapes: Mountains
Tracing Shapes: Train
Find the Shapes: Circles
Find the Shapes: Rectangles
Math Shapes: Circles
Math Shapes: Triangles
Shape Jumble
Counting Rectangles
Counting Triangles
Counting Circles
Find the Shapes: Squares
Shape Imagination
Comparing Sizes

Certificate of Completion

Want more workbooks? Join [Education.com Plus](http://www.education.com/education-plus/) to save time and money.
<http://www.education.com/education-plus/>


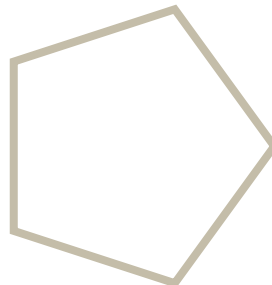

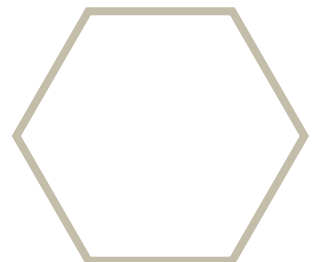
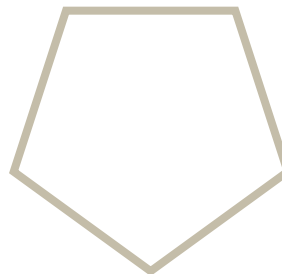

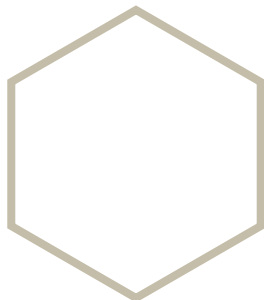


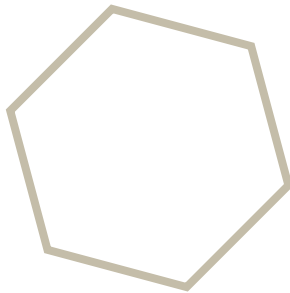
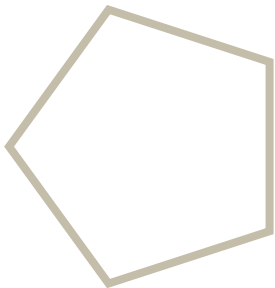
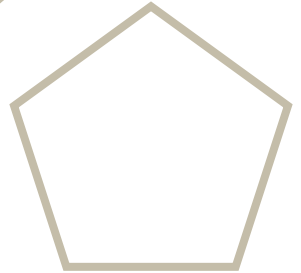
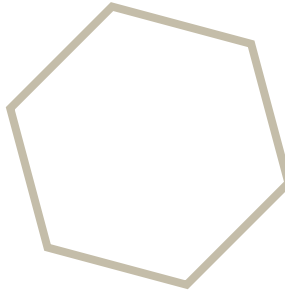



MISSION: SHAPES # 1

THIS CURIOUS LITTLE ALIEN HAS COME TO OUR GALAXY TO COLLECT SHAPES. COLOR ALL OF THE CIRCLES GREEN, THE TRIANGLES YELLOW, THE SQUARES RED AND THE RECTANGLES BLUE. GOOD LUCK!




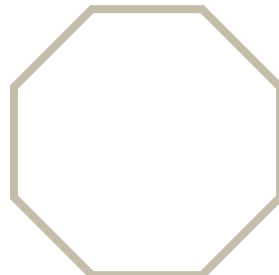
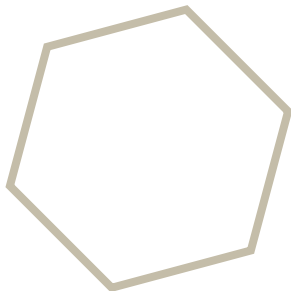


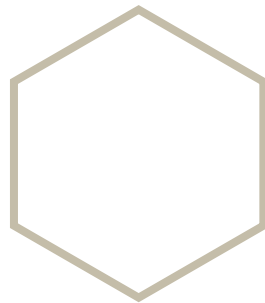



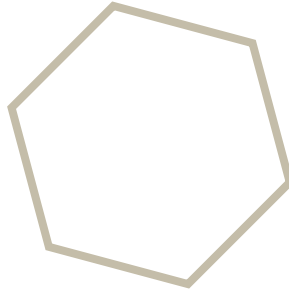





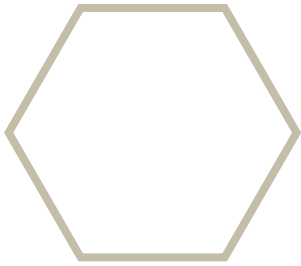

MISSION: SHAPES #2

THIS CURIOUS LITTLE ALIEN HAS COME TO OUR GALAXY TO COLLECT SHAPES. COLOR ALL OF THE CIRCLES GREEN, THE TRIANGLES YELLOW, THE PENTAGONS RED AND THE HEXAGONS BLUE. GOOD LUCK!



MISSION: SHAPES #3

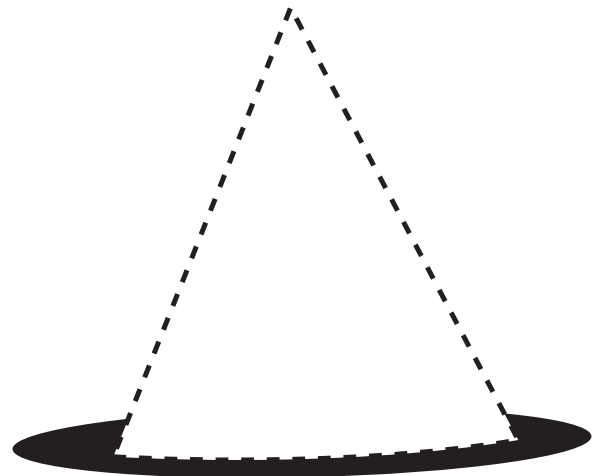
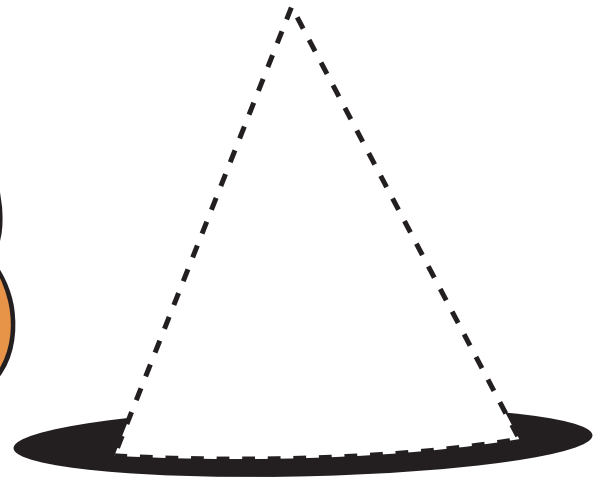
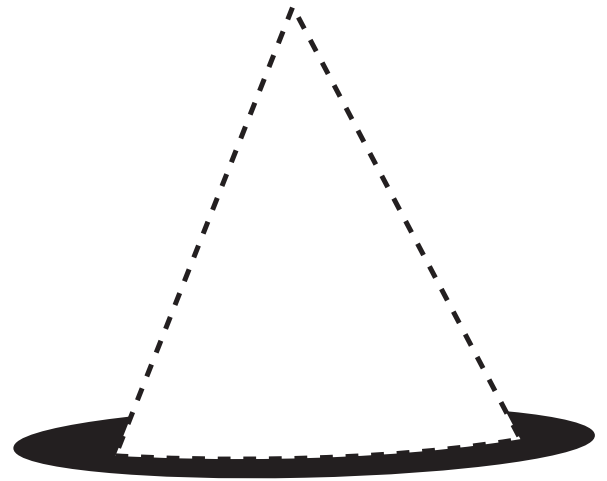
THIS CURIOUS LITTLE ALIEN HAS COME TO OUR GALAXY TO COLLECT SHAPES. COLOR ALL OF THE CIRCLES GREEN, THE SQUARES YELLOW, THE HEXAGONS RED AND THE OCTAGONS BLUE. GOOD LUCK!





Fine Motor Skills Development


Practice drawing triangles by tracing on the dotted lines. Then draw your own pattern on the other caps and color them.





Fine Motor Skills Development

Trace the triangles in the picture. Then color the picture.












Tracing Shapes

Fine Motor Skills Development


Trace the rectangles in the picture. Then color the picture.



How many circles can you find?



How many Rectangles can you find?




Kindergarten Math


SHAPES

Find the circles in each picture, and write down how many you find on the line underneath.
















How many circles are there total?


Kindergarten
Math
SHAPES


Find the triangles in each picture, and write down how many you find on the line underneath.














How many triangles are there total?


Shape Jumble

Color all the circles **red**, all the triangles **blue**,
and all the squares **green**.




Counting Rectangles

How many rectangles are there in this picture? Count them and write down the number below.



There are _____ rectangles in this picture.

How many triangles can you find?



Counting Circles

How many circles are there in this picture? Count them and write down the number below.




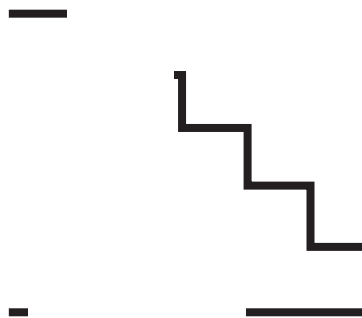
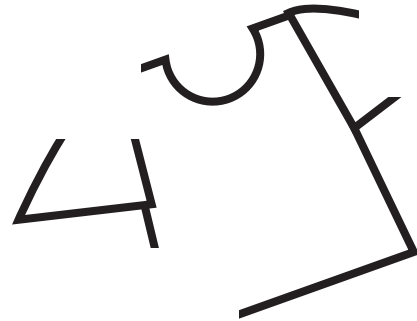
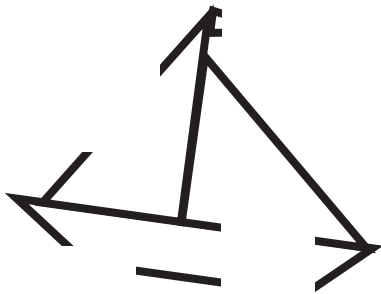

There are _____ circles in this picture.

How many squares can you find?



Shape Imagination #1

Use your imagination to draw lines to complete each shape.



COMPARE SIZES

Trace the shapes in growing sizes.

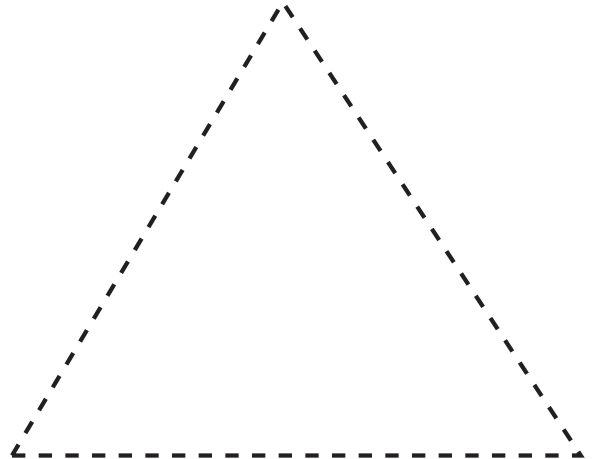
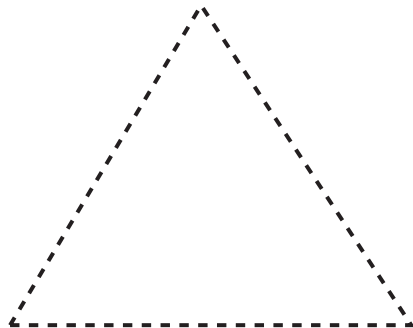
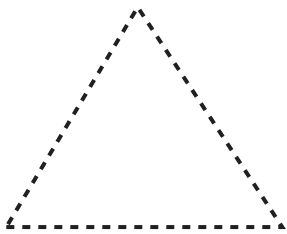
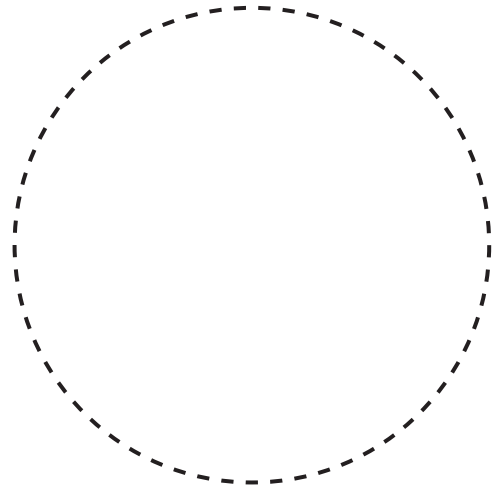
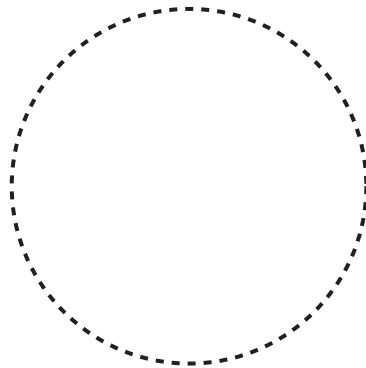
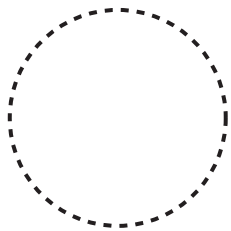
Small



Medium



Large



Parent Tip: After tracing the shapes ask the child to color the large shape in red, medium in yellow and small in blue.

Great job!

is an Education.com math superstar

